



www.novaipms.org

*2015/2017 R2 Web Page of the Year
2015 R2 Newsletter of the Year*

July 2018 Newsletter

Editor: Tom Henderson

The IPMS Northern Virginia Modelers meeting took place on 6 June 2018 at Fairfax High School. A whole bunch of members attended (we forgot to get a head count although it appeared to be about our usual 60-70+). We welcomed new member Aaron Hamilton to the club.

The business meeting opened with the announcement of a new Model Classic special award in honor of Mike Neyland. Starting next year, the new Best USAF Subject will be a permanent contest special with the winner to receive a beautifully designed medallion. Chapter President Mike Fleckenstein (who designed the medallion) presented the first three to Joy Neyland, son Alex and daughter Jenny. Joy and Alex attended the meeting to accept the medallions and to express their deep appreciation to the club for this on-going remembrance of Mike.



While accepting the first medallions for the new Best USAF Aircraft special beginning with Model Classic 2019, remarks made by both Joy and Alex touched us all. Mike is truly missed.

Treasurer Tim Barb summarized the results of a very successful MC2018. This year's show successfully provided sufficient funds to meet its expected outlays for the next year to include supporting other shows with sponsorships (including the 2018 National Convention).

Contest Coordinator Walter Schlueter reviewed this month's special (Hot Days and Hot Wheels – any car) and talked about next-month's special category, called "Oooohhhh!!! Shiny." The July special is for any vehicle in metallic colors. Walter also announced that only two Build The Same Subject (BTSS) Mirage aircraft kits were left. If you were not able to purchase a kit from the club, that's OK you can still compete with a kit from your stash. The cool part of purchasing one from the club is your money will be refunded if you bring the kit (built) to compete in the BTSS contest at the December meeting. I understand someone purchased one of the Mirages during the meeting, so now there is one.

Secretary-Historian Chris Nicoll introduced a new member program designed to match new members with a mentor. The chapter member will walk the new member through the various functions and parts of our monthly meetings such as the raffle, vendors, contest entry, contest voting, meeting etiquette, website, and the Yahoo group.



Left: “Two is enough but darn that Hunter is sure tempting.” Right: The models. This photo was taken early in the meeting. Multiply what you see here by two. It was quite a model feast.

USAF Captain James Bond visited the meeting to receive models loaned by chapter members for a display to celebrate the 100th anniversary of Bolling Air Force Base, now Joint Base Anacostia-Bolling (JBAB). The models will be displayed during a banquet at JBAB in early July. Tim Barb and Chris Nicoll will be present to set up the models, answer questions, and talk about our hobby and our club. More models are needed so if anyone would like to add a US Air Corps/Air Force/Navy model to the display please contact Tim or Chris as soon as possible. Their email addresses are on page 10.



USAF Captain Bond poses with some of the models that will be displayed at a banquet celebrating the 100th Anniversary of JBAB. Right: Joe Bles (dark red shirt on the left) and Jim Richey (striped blue shirt on the right) teaching us some basic figure painting techniques.

After the break to vote on the models entered into the monthly contest, VP John Figueroa introduced the program for the evening, a Jim Richey and Joe Bles figure painting techniques demonstration. The demo was awesome. My hat has always been off to figure painters. I always thought there is no way I could even come close to the jaw dropping work I see at contest tables and displays. After Jim and Joe finished teaching us some fundamental techniques, I still

don't think I am destined to take any figure painting awards home but it might a least be fun to pick up a simple figure and give it a try. Yes, I know what Yoda said: "Try not, do."

That's it for the monthly news. Several more hard earned bits of Dick Hague modeling wisdom starts about an inch below this line, followed by the contest gallery. Our next meeting is Wednesday, 11 July (the **SECOND** Wednesday of the month). See you then.

Hague's Corner

by Dick Hague

Editor's note: Dick shares a unique running text and visual diary of his modeling adventures which includes triumphs, lessons learned and tips. I don't have time to pull together one complete build from the various messages, so what you are seeing in these articles is a moving "window" of Dick's modeling adventures over time. If you have been following Hague's Corner you know he also has multiple projects going at the same time. I had to cut a couple of things from this one to get it into two pages. Nevertheless, we are getting a host of tips and lessons learned suitable for beginners and experienced modelers alike. Even though you do not see a build from start to finish, I hope you find Dick's running modeling diary as informative as I do.....



While I fully expected to get all decals on the Seiran two nights ago, the yellow leading edge ID stripe decals were too old to conform to the wing's shape. At first I thought of cutting out some solid yellow decal material but decided that older decals, such as I would be using, would probably develop some slight chips in very visible places. I decided to go with a two part application of some stripes where the only cutting was for length. I had to overlap the slightly narrower yellow stripes that I had, putting the top portion on first followed by the lower the next day. They look to be settling down okay so if they still look good tomorrow I will put an overall clear flat finish on the entire model, install the twin floats and some minor parts and then try to finish the cart it rides on as well as another 800 Kg bomb.



Hague's Corner (continued)

After cleaning up the puttied tail joints the four little Vultees got a shot of primer. A little more or less putty was needed on each one of them so I carefully applied it using a toothpick and my ever present applesauce cup. Here the Perfect Plastic Putty has had the cap replaced to keep it from drying out and a working amount has been squeezed on the cup. A few finger drops of water around the edges keeps it pliable long enough to fill the seams.

Tip alert! Apply the putty smoothly to the exact places you want to fill. You don't want to have to work that area after it is cured. When cured, use your damp cloth to wipe the areas the excess putty has spread to during the application. If it is in a recessed panel line you didn't mean to fill, just gently scrape it out with a wooden toothpick and wipe some more with the damp cloth or tissue. The idea is to not have to sand anything! Of course this only works with Perfect Plastic Putty.

The cockpit of this Bf-109A had been previously done and looks good, but the wings were really on crooked. They had to come off, so about an hour of cutting and filing was done to remove and reattach them. I used one of my applesauce cups to evenly sit it on and a couple of super glue bottles near the tail to see if it was straight and I say good enough! This isn't the best kit in the world but is the only 1/72 kit of an A model Messerschmitt so it will have to do. 220 109As were built, most of which went to the Spanish Civil War and mostly flown by German pilots. What I like is that this one will be finished in bare metal, a very unusual finish for a Bf-109!



After about an hour of wing root work on my new Valom B-45A and almost as much time on the rear end of this thing, I got to glue on the tail cone! It is very rare to find a picture of a B-45 with the tail guns showing and I don't think they are in any of the other versions of this kit. They aren't on my little Frog one either.

Finally, and speaking of washing, a good soaking in warm water with dish washing detergent should always be the first step when you build a model. I use Palmolive Green as it doesn't leave any scent or residue. Let it air dry because wiping it builds up a static charge that you don't want on the plastic and that can only be removed by putting it in water again. Static on plastic attracts dust like a machine made to attract dust!



Contest Winners June 2018



*Aircraft 1/72, 1st Place
A-321 by Sergei Gural*



*Aircraft 1/72, 2nd Place
F-16 by Mike Snider*



*Aircraft 1/48, 1st Place
F/A-18 by Mike Snider*



*Armor 1/72, 1st Place
Bradley by Chris Nicoll*



*Armor 1/72, 2nd Place
NeuBaufarzeug by Mikkel Petrich*



*Armor 1/35, 1st Place
M-41 by Rick Kennedy*

Contest Winners June 2018 (continued)



*Armor 1/35, 2nd Place
T-62 by Mikkel Petrich*



*Sci-Fi 1st Place
Gorgo by "Chinxy" Jenks*



*Sci-Fi, 2nd Place
Trade Federation Tank by Jeff Alger*



*Ships, 1st Place
USS Theodore Roosevelt by Mike Snider*

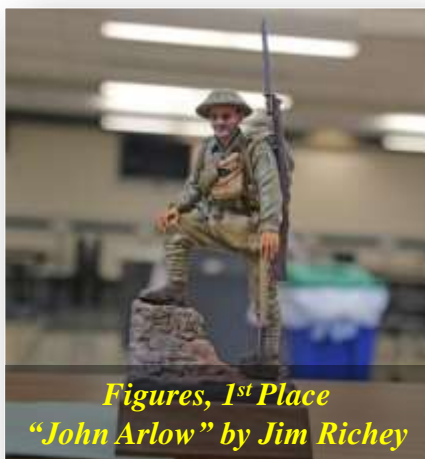


*Ships, 2nd Place
USS Greenville by Vince Mankowski*



*Vehicles, 1st Place
Indy Turbine Car by Frank Collins*

Contest Winners June 2018 (continued)



Contest Winners June 2018 (continued)

Best out of the Box 1/48 Magister by Jim Fitzgibbon



Best of Show

1/35 Sd Kfz 233 by Michael Johnson



July Meeting Program and Contest Theme

Program: Kevin Grantham - "1949 Cleveland Air Races" The 1949 Cleveland Air Races as captured through the lens of Dr. Aaron King. Over 100 glorious Kodachrome images of the planes and pilots of this legendary Air Race.

Contest: "Oooohhhh!!! Shiny" – Any vehicle in metallic colors – any time frame.

Visit the club website at www.novaipms.org and join the club Yahoo group at <http://groups.yahoo.com/group/novaipms>

Both locations will allow you to access the monthly Contest/Program Schedule as well as information about IPMS Northern Virginia Modelers.

We're also on Facebook

<https://www.facebook.com/pages/Northern-Virginia-IPMS>

IPMS Northern Virginia Modelers Chapter Officers

President: Mike Fleckenstein	Vice President John Figueroa
Treasurer: Tim Barb	Secretary/Historian: Chris Nicoll

Join IPMS/USA: www.ipmsusa.org

IPMS Northern Virginia Modelers Chapter Volunteers

Contest Coordinator:
Walter Schlueter

Webmaster:
Mike Fleckenstein

Chapter Contact:
Tom Henderson
IPMS R2 Newsletter of the Year for 2015

tomhenderson51@verizon.net

Raffle Coordinator:
Mike Poreda

Program Coordinator:
John Figueroa

Event Coordinator:
Mike Larson

IPMS/USA MEMBERSHIP FORM

IPMS No.: _____ Name: _____
Address: _____ If Renewing _____ First _____ Middle _____ Last _____
City: _____ State: _____ Zip: _____
Phone: _____ E-mail: _____
Signature (required by P.O.) _____

Type of Membership Adult, 1 Year: \$30 Adult, 2 Years: \$58 Adult, 3 Years: \$86
 Junior (Under 18 Years) \$17 Family, 1 Year: \$35 (Adult + \$5, One Set Journals) How Many Cards? _____
 Canada & Mexico: \$35 Other / Foreign: \$38 (surface) Checks must be drawn on a US bank or international money order

Payment Method: Check Money Order

Chapter Affiliation, (if any): _____
If Recommended by an IPMS Member, Please List His / Her Name and Member Number:
Name: _____ IPMS No.: _____

IPMS/USA
Join or Renew Online at: www.ipmsusa.org

PO Box 56023
St. Petersburg, FL 33732-6023

Upcoming Events

11 July 2018

IPMS Northern Virginia Modelers Monthly Meeting

Fairfax High School
3501 Rebel Run
Fairfax VA 22030

17 July 2018

IPMS Washington DC Monthly Meeting

Ritchie Park Elementary School
8501 Postoak Rd, Potomac, MD 20854

25 July 2018

NCMSS Monthly Meeting

Thomas Edison High School, 5801 Franconia Road
Alexandria, VA 22310

14 July 2018

IPMS Eastern Carolina Plastic Modelers

DownEastCon 2018

Havelock Tourist and Event Center
201 Tourist Center Dr., Havelock NC 28532
www.ipmsmidcarolina.com

1 – 4 August 2018

IPMS-USA National Convention

Phoenix Convention Center
Phoenix, AZ

www.ipmsusanationals2018.org

11 August 2018

IPMS Roanoke Valley Virginia Shootout

Salem Civic Center
1001 Roanoke Blvd, Salem VA 24153

8 September 2018

National Capital Model Soldier Society Annual Show

Thomas Edison HS
5801 Franconia Rd.,
Alexandria, VA

www.ncmssclub.org

15 September, 2018

Penncon 2018

US Army Heritage & Education Center
950 Soldiers Drive
Carlisle, PA

www.cenpennipms.com

INTERNATIONAL PLASTIC MODELERS SOCIETY
I.P.M.S./USA
NATIONAL CONVENTION
PHX.AZ.2018
August 1-4, 2018
Phoenix Convention Center
Phoenix, Arizona
www.ipmsusanationals2018.org

Eastern Carolina Plastic Modelers
Proudly presents
DownEastCon 2018
July 14, 2018
1 January 2018

Where: Havelock Tourist & Event Center
201 Tourist Center Dr, Havelock, NC, 28532
(right between/behind the 2 hotels below)

Theme: "The United States Marines"

Admission: Adults (18 & over) \$10, unlimited entries, spouse free.
Juniors (under 18) FREE with an entry.
General Admission: \$5, Family Pass \$10 (3 or more).

Vendors: 1 Raffle Donation + \$15/table

Raffle: Winner's choice; \$1/one, \$5/six

Silent Auction: Some selected goodies, TBA.

Schedule:
7:00am Site & Vendor set-up.
9:00am Doors Open; Registration & Vendor Room open.
11:00am 1st Raffle drawing.
12:30pm Registration closes; Judges Meeting.
1:00pm Judging starts; 2nd Raffle drawing.
3:00pm Silent Auction bids close; start final Raffle drawing.
4:00pm Awards ceremony.
5:00pm Facility closed.

For Area Info &: 1-800-437-5767 or
Lodging: 1-252-447-9000 Holiday Inn Express/Suites both adjacent
1-252-447-9400 Hampton Inn to event site

For more information: Visit our website www.ecpmod.com
or contact
John Ratzenberger (252) 573-9016 or (252)-480-0752 ecpmod@yahoo.com
Andy Fulcher (252) 726-9138 or (252)-725-5921 modeler@ecr.com

**The Best summertime chapter Contest
in the Southeast is Back !!!!**

Upcoming Events (continued)

The Roanoke Valley Chapter of the International Plastic Modelers Society
Presents the
2018
ROANOKE VALLEY IPMS

VIRGINIA SHOOTOUT

Largest Raffle On the East Coast

72 Contest Classes
14 Special Awards



Scale Model Contest, Show and Swap Meet

*Two Retro Classes this year:
Build the Classic Mustangs...*
Revel - Monogram 1/48 P-51 Mustang
AMT 1/25 1966 Ford Mustang Hardtop
Must be built Out of Box!

**SATURDAY
AUGUST 11, 2018
SALEM CIVIC CENTER
1001 Roanoke Blvd.
Salem, VA 24153
9am to 4pm**

Contest Chairman & Vendor Contact
Greg Clower
540-650-1552 or
gclower@aol.com

Co-Chairman
Rocky Sink
540-580-2023 or
snkchevcol@aol.com

National Capitol Model Soldier Society
Honor History Through Art

September 8, 2018
Time: 9am—5pm

57TH ANNUAL WASHINGTON SHOW

Highlights

- Professional Photographer taking pictures of every entry
- Great food provided all day by TEHS Booster Club
- Lots of vendors providing all your modeling needs

This is our fourth year at this venue

Thomas Edison High School
5801 Franconia Road
Alexandria, Virginia 22310

Contacts
Show Chairman
Bert Thompson 907.957.0407
thompsonb42@gmail.com
Vendor Chairman
Grant Berry 301.829.6110
grantberry@aol.com

For more information visit our website at
www.NCMSSclub.org




CENTRAL PENNSYLVANIA IPMS PRESENTS

PENNCON 2018
MODEL SHOW AND CONTEST

SEPTEMBER 15, 2018 9:00AM to 4:30PM
US ARMY HERITAGE & EDUCATION CENTER
950 SOLDIERS DRIVE, CARLISLE, PA 17013-5021

SHOW THEME: **AS SEEN ON TV***

*Featured in primetime shows made for television. Photo documentation required for consideration. See website for details.



Contest fee (up to 3 entries):
Adults \$15.00 (additional entries \$1.00 each)
Junior (16 & under) \$5.00
Uniformed individuals admitted free!
Make & Take for kids 15 and under.

Walk-in and Display only:
Individuals \$7.00
Families \$10.00

For more information visit: www.cenpennipms.com
Contact: **Chet Mohn** (717) 774-4803 e-mail: Magus47@aol.com
Vendor contact: **Robbin Crossley** (717) 439-4353 e-mail: ricctfn@aol.com

Northern Virginia Modelers
Model Classic 2019
75TH ANNIVERSARY
D-Day to the Bulge

Saturday, April 20, 2019 9:00 AM - 4:00 PM
Fairfax High School
3501 Rebel Run, Fairfax, VA 22030

Walk-in Admission
18.00 Regular Adult
10.00 Member
5.00 Family

Award Sponsorships
\$10.00

Contestants
\$15.00
Make & Take for kids 15 and under

Vendor Tables
\$10.00 per table

Juniors
17 & under
FREE!

Model Contest
Over 90 Categories
Plus
Special Theme
Categories

On Site
Food
Concession!

Lots of Cookies, Super Raffle, Make & Take for the Kids, Demos, Model Railways and much more!

Tom Henderson
15401 Woodfield Rd.
Woodbridge, VA 22193
(703) 680-9324
tomhenderson1@verizon.net

For Information Contact
Tom Bero
8810 N. Rockwell Ct.
Springfield, VA 22152
(703) 694-0284
tbero6833@gmail.com

www.novaiipms.org

Sponsored by
Fairfax High School Choral Patrons Association



